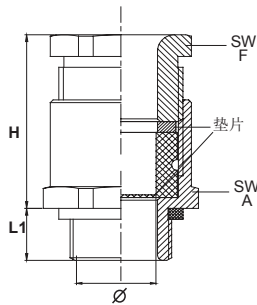



RCCN 日成DIN型金属电缆接头 Brass Cable Gland



产品材质:采用黄铜镀镍,密封圈采用硅橡胶制成。
 防护等级:在规定的卡口范围内,并使用O形密封圈旋紧迫紧头,达到IP66。
 本品外部结构可做圆体不带六角边。

型号例:**DINR-M12×1.5-8**

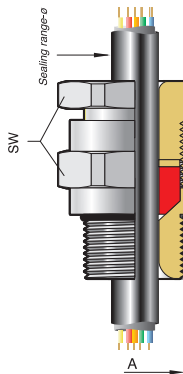
Material:brass coated nickel,seal ring made of rubber
 Protect grade:up to IP66 using with O ring and claw, underthe fixed range
 This items can be produced in round without hexagon edge,
 part no. like DINR-M12X1.5-8

螺纹标准及开孔数据 参考A26页

单位/Unit:mm

型号 Item No.				螺纹长度 Thread Length L1	本体橡胶 Outer sealing Ø	配套螺母 上限板厚 +Nut Max platethick	接合长度 Joint Length H	板手 Spanner SW A/F	包装 Std.Pkg. pcs
公制螺纹 M	德制螺纹 PG	美制螺纹 NPT	英制螺纹 G						
DIN-M12×1.5-8	DIN-PG7-8	DIN-NPT1/4-8	DIN-G1/4-8	5	6-8	≤2	15	14/14	100PCS
DIN-M16×1.5-10	DIN-PG9-10	DIN-NPT3/8-10	DIN-G3/8-10	6	8-10	≤3	15	18/18	
DIN-M18×1.5-12	DIN-PG11-12			6	10-12	≤3	17	20/18	
DIN-M20×1.5-14	DIN-PG13.5-14	DIN-NPT1/2-14	DIN-G1/2-14	7	12-14	≤4	20	22/20	
DIN-M22×1.5-16	DIN-PG16-16			9	14-16	≤5	22	24/22	
DIN-M25×1.5-19	DIN-PG21-19	DIN-NPT3/4-19	DIN-G3/4-19	10	17-19	≤5	24	36/30	10PCS
DIN-M32×1.5-25		DIN-NPT1-25	DIN-G1-25	11	23-25	≤5	26	36/30	
DIN-M40×1.5-35	DIN-PG29-35	DIN-NPT1-1/4-35	DIN-G1-1/4-35	11	33-35	≤5	30	44/40	
DIN-M50×1.5-41	DIN-PG36-41	DIN-NPT1-1/2-41	DIN-G1-1/2-41	11	39-41	≤5	34	54/50	
DIN-M63×1.5-47	DIN-PG48-47	DIN-NPT2-47	DIN-G-47	14	45-47	≤9	37	68/64	

RCCN 日成EXS隔爆金属电缆接头 EXS Brass Cable Gland



Technical details

Safety Requirements EN 60079-0:2009 / EN 60079-1:2007 / EN 60079- / EN 60079-11:2010/ EN 60079-31:2009/ EN 61241-0 / EN 61241-1

Equipment Marking Flameproof Ex-d and Increased Safety Ex-e EX I M2/ Ex II 2GD Ex d I Mb/Ex e I Mb / EX d IIC Gb / Ex e IIC Gb / Ex tb IIIC Db

Suitable for use in Equipment ZONE1, ZONE2, ZONE21, ZONE22, Gas Groups IIA, IIB, IIC

For Gas & Dust potentially explosive atmospheres

Degree Of Protection IP66-IP68 (EN 60529)

Marking EX.. CE0722 II 2GD Exd IIC GB / Exe IIC Gb Ta-30°C +120°C Ex tb IIIC Db IP66/68 IMQ 11 ATEX 037

Temperature Classes -60°C / +180°C with SILICONE Sealing Ring

Material Brass
Stainless Steel 304

螺纹标准及开孔数据 参考A26页

单位/Unit:mm

型号 Item No.				螺纹长度 Thread Length L1	本体橡胶 Outer sealing Ø	配套螺母 上限板厚 +Nut Max platethick	接合长度 Joint Length H	板手 Spanner SW A/F	包装 Std.Pkg. pcs
公制螺纹 M	德制螺纹 PG	美制螺纹 NPT	英制螺纹 G						
EXS-M16×1.5-8	EXS-PG9-8	EXS-NPT1/2-8	EXS-G1/2-8	16	4-8.5	≤10.5	33	24	50PCS
EXS-M16×1.5-11	EXS-PG9-11	EXS-NPT1/2-11	EXS-G1/2-11	16	8-11.5	≤10.5	33	24	
EXS-M20×1.5-8	EXS-PG13.5-8			16	4-8.5	≤10.5	33	24	
EXS-M20×1.5-11	EXS-PG13.5-11			16	8-11.5	≤10.5	33	24	
EXS-M20×1.5-14	EXS-PG13.5-14	EXS-NPT1/2-14	EXS-G1/2-14	16	7-14	≤10.5	33	30	
EXS-M25×1.5-20	EXS-PG21-20	EXS-NPT3/4-20	EXS-G3/4-20	16	13-20	≤10.5	33	36	25PCS
EXS-M32×1.5-26	EXS-PG29-26	EXS-NPT1-26	EXS-G1-26	16	19-26	≤10.5	37	44	
EXS-M40×1.5-32	EXS-PG36-32	EXS-NPT1-1/4-32	EXS-G1-1/4-32	16	25-32	≤10.5	37	54	
EXS-M50×1.5-38	EXS-PG42-38	EXS-NPT1-1/2-38	EXS-G1-1/2-38	16	28-38	≤10.5	37	64	
EXS-M50×1.5-44	EXS-PG42-44	EXS-NPT1-1/2-44	EXS-G1-1/2-44	16	36-44	≤10.5	37	64	
EXS-M63×1.5-50	EXS-PG48-50	EXS-NPT2-50	EXS-G2-50	19	42-50	≤13.5	37	81	1PCS
EXS-M63×1.5-56	EXS-PG48-56	EXS-NPT2-56	EXS-G2-56	19	50-56	≤13.5	37	81	
EXS-M75×1.5-62		EXS-NPT2-1/2-62	EXS-G2-1/2-62	19	54-62	≤13.5	37	96	
EXS-M75×1.5-68		EXS-NPT2-1/2-68	EXS-G2-1/2-68	19	60-68	≤13.5	37	96	
EXS-M80×2.0-72				19	62-72	≤13.5	110	110	
EXS-M85×2.0-80				19	70-80	≤13.5	110	110	
EXS-M90×2.0-84		EXS-NPT3-84	EXS-G3-84	19	74-84	≤13.5	110	110	
EXS-M100×2.0-90		EXS-NPT3-1/2-90	EXS-G3-1/2-90	19	80-90	≤13.5	110	110	